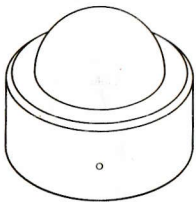




## ZigBee human motion sensor Product manual



### Product manual

#### Product overview and features:

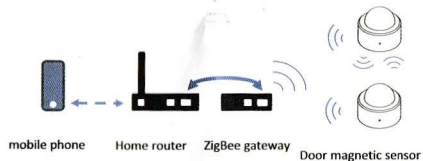
Human motion sensors detect the movement of people or animals in the environment by infrared, and combine with other intelligent devices to realize intelligent application scenarios

#### Installation method:

Take the product out of the package, stick the double-sided adhesive tape in the back center of the product, tear off the protective paper of the adhesive tape, and paste it at any place where it needs to be installed.

#### Download and install app

Search the app store for "Smart Life" or "graffiti smart" to download and install.

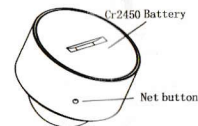


#### Access settings:

**Note:** add intelligent gateway before adding this device.

- Install the battery on the device and make sure the mobile phone is connected to the network.
- The first power on will automatically enter the distribution network mode, or press the reset button (the reset button is on the back of the product) with the pin for more than 10 seconds, and the device indicator will flash to enter the distribution network mode. After the distribution network is successful, the distribution network indicator will go out.
- Open the app, click the gateway, and add a sub device under the gateway. Make sure that the system automatically searches for the device after the indicator light flashes. After waiting for one minute, the system can automatically add the device.

#### Product structure diagram :



**Note:** the indicator light of distribution network is in the top semicircular Fresnel lens.

#### Product specification:

Product name	ZigBee human motion sensor
Product model	ZM-35ZH-Q
Networking form	ZigBee3.0 Mesh
Detection	120度 , distance < 5M
Power input	CR2450 button battery (1.5 years, 10 times per day)
working temperature	-10°C-45°C
Product size	33mm*27mm
Appearance packaging	White carton neutral packaging

#### Quality assurance

Under the normal use of users, the manufacturer provides free 2-year product quality warranty (except panel) replacement, and provides lifelong maintenance quality assurance beyond the 2-year warranty period.

The following conditions are not covered by the warranty:

- Damage caused by external factors such as artificial damage or water inflow;
- The user disassembles or refits the product by himself (excluding panel disassembly and assembly);
- Beyond the technical parameters of this product. Losses due to force majeure such as earthquake or fire;
- Installation, wiring and use not in accordance with the manual;
- Beyond the scope of the product's parameters and scenarios.

```
{"id": 7, "type": "Unknown", "ieeeAddr": "0x00124b000b452149", "nwkAddr": 6371, "epList": [1], "endpoints": {"1": {"epId": 1, "inClusterList": [], "outClusterList": [], "clusters": {"genPowerCfg": {"attributes": {"batteryVoltage": 30, "batteryPercentageRemaining": 200}}, "ssl asZone": {"attributes": {"zoneStatus": 0}}}, "binds": [], "configuredReportings": [], "meta": {}}}, "interviewCompleted": false, "meta": {}, "lastSeen": 1635082951458}
```